

The San Francisco Department of
Homelessness and Supportive Housing



Homelessness In San Francisco

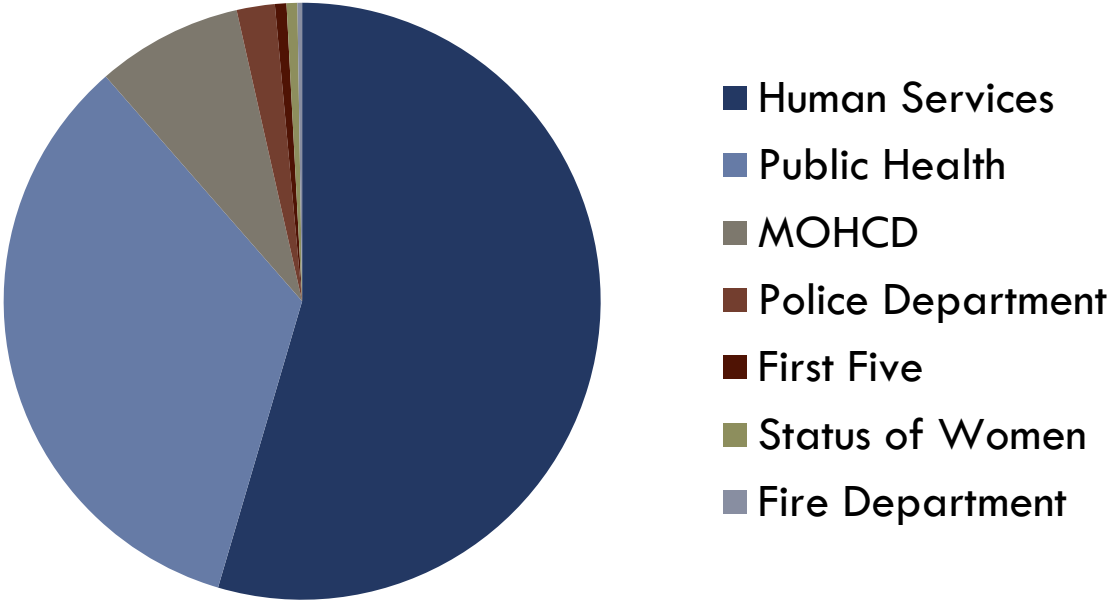
2

San Franciscans is the #1 issue impacting our community

- There are currently 6,700 people experiencing homelessness and 3,500 of those people are unsheltered
- We have done great work and ended homelessness for nearly 23,000 people since 2004 (PSH & Homeward Bound), but there is more work to be done
- Some of the most cutting edge solutions to homelessness have roots in SF
 - Direct Access to Housing
 - Project Homeless Connect
 - Navigation Centers
 - LGBTQ Shelter

Current State: Great Programs, Lack of Coordination

While the City had made significant investments in homeless services and housing, these programs were spread across City agencies making coordination and integration an ongoing challenge.



Department of Homelessness & Supportive Housing

4

DHSH will consolidate staff, programs, and resources into a centralized department with a singular focus on preventing and ending homelessness.

- Staff from HSA (Housing & Homeless), DPH (HUH & SFHOT) and Mayor's Office of HOPE
- Contracts and resources from DPH, HSA, MOHCD, DCYF, and DAAS

Department on Homelessness & Supportive Housing: Goals

Through the provision of coordinated, compassionate, and high-quality services the Department will work toward the goal of making homelessness in San Francisco rare, brief, and onetime. Benchmarks toward this goal include:

**End chronic
homelessness
among veterans
by 2017**

**Reduce HUMS
list by 50% by
2018**

**End family
homelessness
by 2019**

**End
homelessness
for 8,000
people by 2020**

Department Priorities

Conducting a gaps analysis and a strategic plan

Developing a coordinated entry and resource prioritization system

Addressing encampments and street homelessness

Invest in homelessness prevention

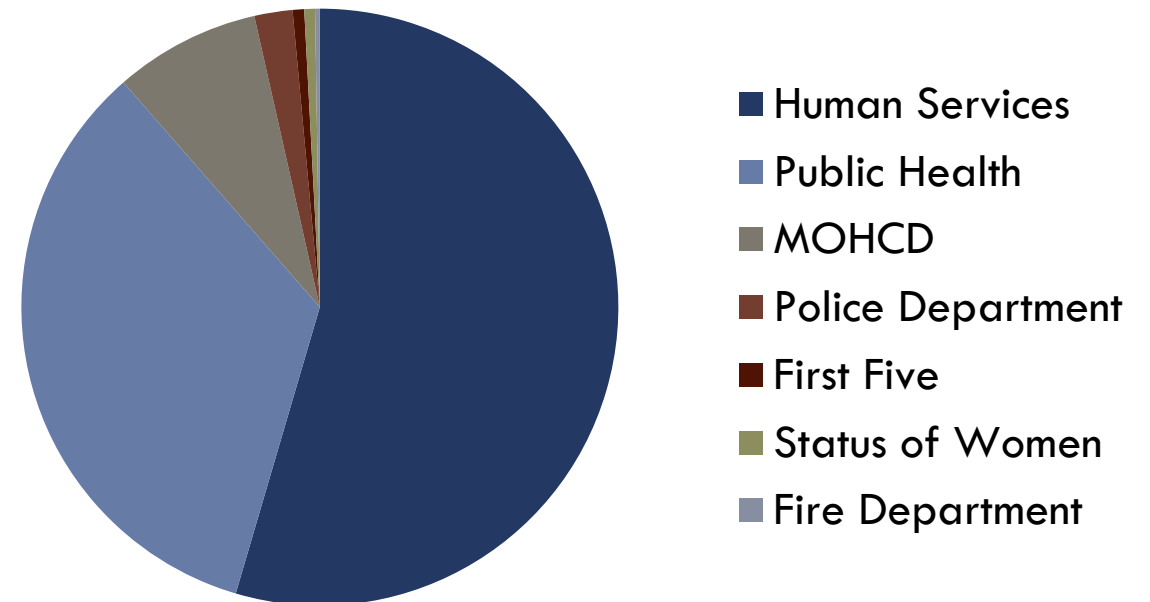
Expand available housing exits

Historical Homeless Services and Supportive Housing Spending (in millions)

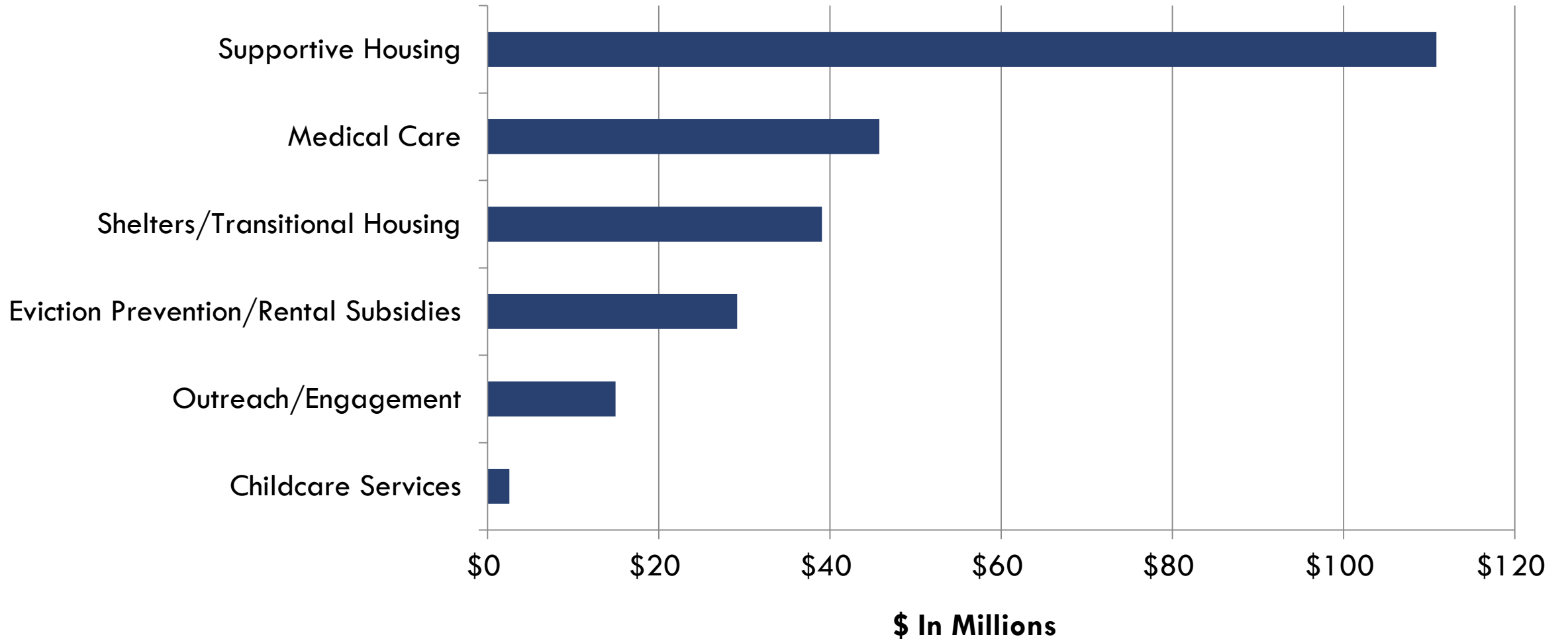
7



- The vast majority of operating expenditures occur in the Human Services Agency (55%) or Department of Public Health (34%)
- Approximately three-quarters of the funding comes from the City's General Fund

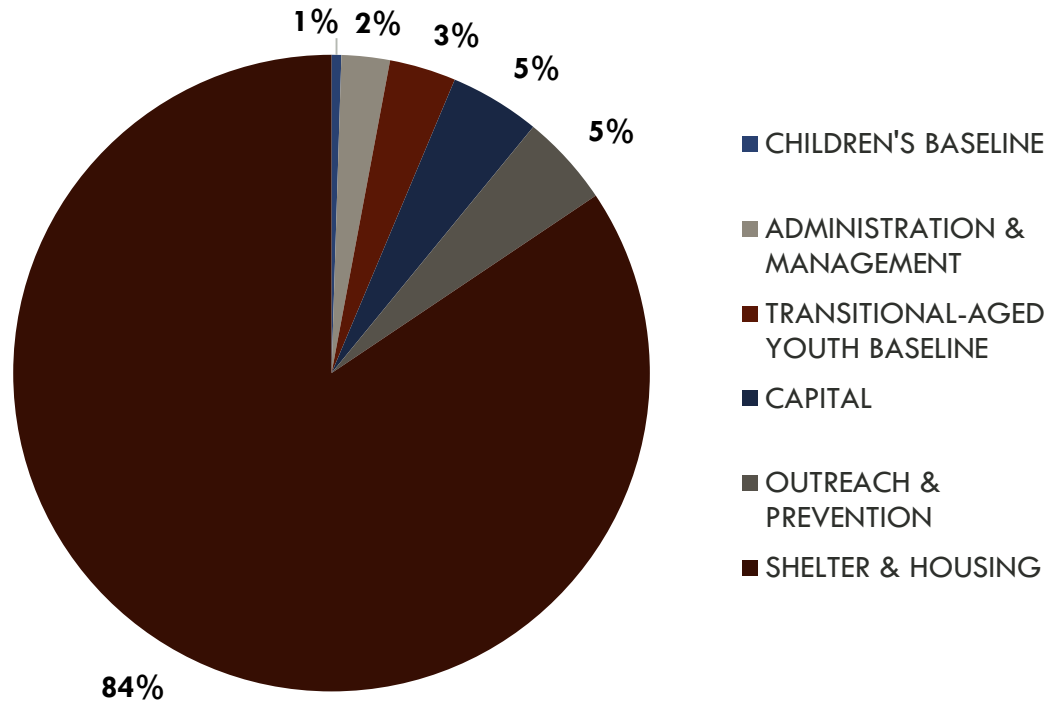


Spending by Service Category FY 2015-16



Proposed FY 2016-17 Budget by Program Use

FY 2016-17 Proposed Budget \$220.5 M



Highlights

- \$175 M in direct contracts & grants to non-profits
- \$22M in services and rental subsidies through DPH, HSA and MOHCD
- 110 City FTE
- Onetime facility acquisition to collocate staff in client serving facility

Working with DPH

10

- DAH and HOT programs have moved to the new department
- DPH will continue to provide clinical services to the HOT team and homeless individuals
- Coordinating on Whole Person Care
- Work together on housing access and prevention
- Medical respite and/or behavior health navigation center

Compassion, Common Sense & Courage

--	--